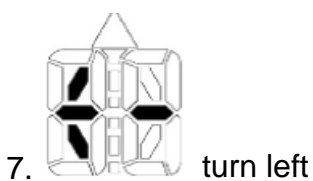
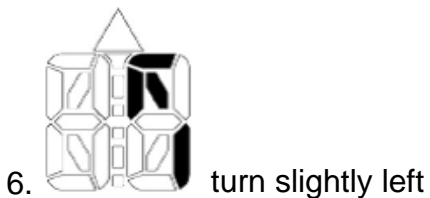
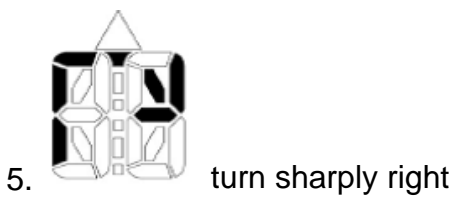
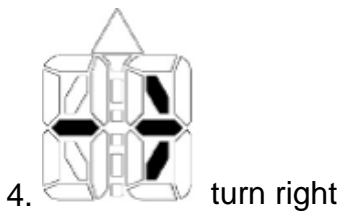
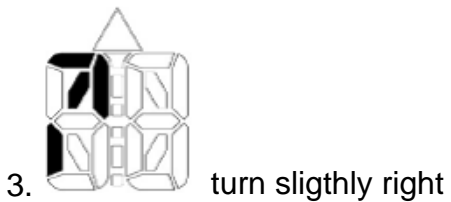
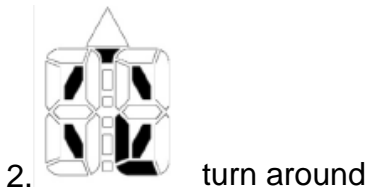
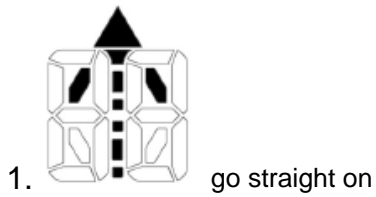


What is the meaning of each single navigation hint?

In connection with the Naviki App, the coachsmart LEV can display the following navigation hints:







8. turn sharply left


9.  turn around


10.  Distance to the destination


11.  Destination reached


12.  Distance to the POI


13.  POI reached


14.  take the 1st exit on the roundabout


15.  take the 2nd exit on the roundabout


16.  take the 3rd exit on the roundabout


17.  take the 4th exit on the roundabout

18.  You have moved away from the route. The route is (24m) in front of you.

19.  You have moved away from the route. The route is (25m) on your right.

20.  You have moved away from the route. The route is (26m) behind you.

21.  You have moved away from the route. The route is (27m) on your left.

22.  Distance to the route.

Unique solution ID: #1210

Author: Support

Last update: 2020-02-19 09:36